


MAPEGUARD BOARD

Multi-purpose, lightweight waterproof panel used as a substrate for installation of all types of ceramic coverings



WHERE TO USE

Mapeguard Board is a multi-purpose panel used to create room partitions, counter-walls, and furnishing elements for internal use. The panel has waterproofing properties and acts as a load-bearing substrate when installing ceramic and natural stone coverings.

Some application examples

- Levelling of out-of-plumb walls, including unrendered walls.
- Levelling of existing surfaces (deteriorated/damaged render or old tiling).
- Creating furnishing elements, such as shelves and surrounds for sinks and sanitary ware, also in environments in contact with water.
- Creating room partitions and walls for shower cabins.
- Surrounds for bathtubs.
- Creating benches and seats in bathrooms and damp environments, such as health and wellness centres.
- Waterproofing surfaces before installing tiling (**Mapeguard Board** has a waterproof surface: sealing joints between each panel and critical areas, such as corners, edges, and pipes, using special accessory items from the **Mapeguard** system guarantees water tightness of the entire wall or assembly).

Mapeguard Board can be used on the following types of substrate:

- concrete
- Cement-based or gypsum-based render (after application of a suitable primer such as **Primer G** or **Eco Prim T Plus**)
- existing ceramic wall tiles and old masonry;
- wooden structures

TECHNICAL CHARACTERISTICS

Mapeguard Board is a multi-purpose panel for internal use, made of an inner layer of high-density extruded polystyrene coated on both sides by a multi-layered waterproof membrane.

Mapeguard Board is waterproof, versatile, lightweight, resistant, and easy-to-apply with good thermal insulating properties. It is available in different sizes and thicknesses, to suit various application needs:

Mapeguard Board	
Panel size (cm)	Panel thickness (mm)
60x130	7
60x130	10
60x260	10
60x260	20
60x260	30
60x260	48

ADVANTAGES

The surface of **Mapeguard Board** has been specifically designed to provide good adhesion for ceramic tiles, mosaics, and natural stone and for the application of skim coats.

The panel can be cut to size simply by using a cutter, according to the dimensions required by the structure to be created. **Mapeguard Board** is available in different thicknesses for creating elements with different purposes.

The panels are very easy and quick to install, and building work can be carried out without creating dust, unlike with more traditional building materials.

The surface of **Mapeguard Board** has been specifically created to provide good adhesion for ceramic tiles, mosaics, and natural stone and for the application of skim coats.

Also, the special layout of the panels makes it easier to cut them to size, and to mark with useful notes for installers directly on the surface of the panels.

All layers of **Mapeguard Board** are resistant to moisture, making it suitable for use in environments in contact with water, such as shower cabins and wellness centres.

Waterproof and perfectly flat walls can be created in one single operation.

Mapeguard Board panel is light and easy to handle; which makes its transport, handling, and installation much easier.


Furthermore, the panel has high mechanical strength and thermal insulating properties.

RECOMMENDATIONS

- Suitable for internal application.
- When applying the panels to ceilings, it is recommended to use screw fasteners with washers in addition to the adhesive. If the panel has to be applied to the wall with a mechanical fastener, it is sufficient to use screws only.
- **Mapeguard Board** is waterproof but to guarantee water-tightness of the entire system or assembly, it is important that all critical areas such as joints, corners, edges, and pipes are sealed using the special accessory items from the **Mapeguard** range.
- Do not use in areas with rising damp.
- Do not store outside and do not expose **Mapeguard Board** to direct sunlight for more than 30 days.
- The panels must be finished with ceramic or natural stone tiles.
- If there is a high amount of traffic on site before installing the covering, it is recommended to protect the surfaces of the panels.

APPLICATION PROCEDURE

- After choosing the panel thickness according to the type of application or use, **cut the panel** to the size and shape with a standard cutter. Holes and openings for pipes can be created using a drill with a hole-saw bit or with a jigsaw.



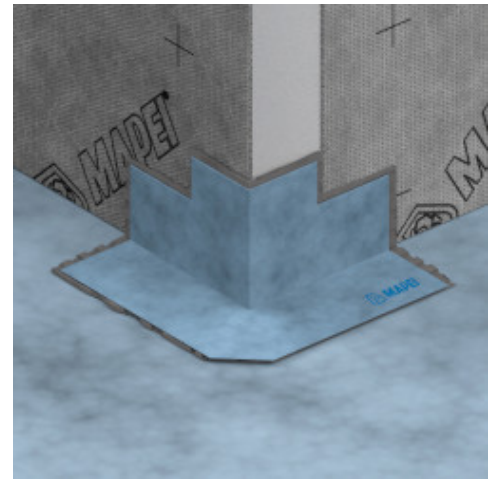
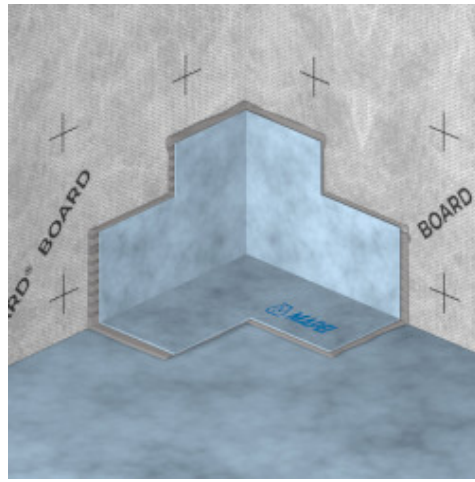

- When **applied to walls** as an alternative to rendering, the panels can be bonded directly to the substrate using a **Mapei cementitious adhesive, class C2** according to Euronorm EN 12004. A solid layer of adhesive to the back of the board is normally recommended, however, depending on specific site requirements, the adhesive can also be applied in beads and spots as long as sufficient coverage of the contact area on the back of the panel is guaranteed. **Mapeguard Board** is also suitable for use with wall plugs if applied to substrates that are not load-bearing.



- **Panels** used to create walls for shower cabins and furnishing elements can be **assembled** using a **hybrid sealant**, such as **Mapeflex MS45**, and mechanical fasteners.



- **Mapeguard Board** has a waterproof surface: to guarantee the **waterproofing of the wall or assembled element**, it is sufficient to seal the joints between each single panel with **Mapeguard ST** tape and all the critical areas (corners, edges, passing-through elements) with the special accessory items from the **Mapeguard** system (**Mapeguard IC, Mapeguard EC, Mapeguard PC, Mapeguard DH-R, Mapeguard DH-L**). The accessory items can be applied using **Mapeguard WP Adhesive**.



- The surface of the panels assembled as described above, which is resistant to water and perfectly flat, can then be **finished with any type of ceramic tile, mosaic, or stone material** suitable for the specific area of use using a **Mapei cementitious adhesive of at least class C2**, which should be chosen according to the type of finishing material to be bonded.



For more details on the correct installation of **Mapeguard Board** panels in some typical areas of application, it is recommended to refer to the **Installation Manual**, which is available on the website www.mapei.com, or to contact MAPEI Technical Service.

PACKAGING

Panel size (cm)	Panel thickness (mm)	Pack (panels in each pack)	Pallet (packs in each pallet)	Pallet (panels in each pallet)
60x130	7	16	10	160
60x130	10	16	7	112
60x260	10	8	14	112
60x260	20	8	7	56
60x260	30	6	4	24
60x260	48	2	7	14

STORAGE

Regardless of the thickness, **Mapeguard Board** panels must be stored indoors, in horizontal position, and protected from direct sunlight and moisture.

SAFETY INSTRUCTIONS FOR PREPARATION AND APPLICATION

Mapeguard Board is an article and referring to the current European regulations (Reg. 1906/2007/CE - REACH) does not require the preparation of the Safety Data Sheet. During use, it is recommended to wear gloves and goggles and follow the safety requirements of the workplace. PRODUCT FOR PROFESSIONAL USE.

TECHNICAL DATA (typical values)

SIZE	7 mm panel - 60x130 cm	10 mm panel - 60x130 cm	10 mm panel - 60x260 cm	20 mm panel - 60x260 cm	30 mm panel - 60x260 cm	48 mm panel - 60x260 cm	Tolerance
- thickness (mm):	7	10	10	20	30	48	± 0.6
- length (mm):	1300	1300	2600	2600	2600	2600	± 3
- width (mm):	600	600	600	600	600	600	± 3
PHYSICAL PROPERTIES							
Density (kg/m ³):	33	33	33	33	33	33	
Thermal conductivity (EN 12667) (W/mk):	0.0342	0.0327	0.0327	0.0341	0.0323	0.0321	± 0.01
Thermal resistance (EN 12667) (m ² K/W):	0.205	0.306	0.306	0.587	0.929	1.558	± 15%
MECHANICAL PROPERTIES							
Bond strength with cementitious adhesive (28 days) (EN 1348) (N/mm ²):	0.3	0.3	0.3	0.3	0.3	0.3	± 0.15
Flexural strength (ASTM C627 mod) (N/mm ²):	> 20	> 50	> 50	> 130	> 300	> 750	
Compressive strength (10% deformation) (EN 826) (kPa):	300	300	300	300	300	300	

WARNING

Although the technical details and recommendations contained in this product data sheet correspond to the best of our knowledge and experience, all the above information must, in every case, be taken as merely indicative and subject to confirmation after long-term practical application; for this reason, anyone who intends to use the product must ensure beforehand that it is suitable for the envisaged application.

Please refer to the current version of the Technical Data Sheet, available from our website www.mapei.com

LEGAL NOTICE

The contents of this Technical Data Sheet ("TDS") may be copied into another project-related document, but the resulting document shall not supplement or replace requirements per the TDS in force at the time of the MAPEI product installation. The most up-to-date TDS can be downloaded from our website www.mapei.com.

ANY ALTERATION TO THE WORDING OR REQUIREMENTS CONTAINED OR DERIVED FROM THIS TDS EXCLUDES THE RESPONSIBILITY OF MAPEI.

9268-7-2023 en (IT)

Any reproduction of texts, photos and illustrations published here is prohibited and subject to prosecution

